

Remote control - 4 zones

Ref: 41.089

Features:

- It is capable of controlling 4 different zones.
- 2.4GHz high RF wireless control with long distance controlling.
- Long distance transmission.
- Anti-interference and fast communication speed.
- Compatible with receivers: 41.026 / 41.130 / 41.131



Technical characteristics

Technical data

Transmission frequency	2.4GHz
Transmitting power	6dBm
Standby power consumption:	5µA
Degree of protection	IP20
Zones	4
Control type	Radiofrequency
"On"	Yes
"Off"	Yes
Memory	Yes

Functions

Regulation	Mono colour - CCT - RGB - RGBW - RGBW+CCT
Power supply	2xAAA batteries (not included)
Apt for	Indoor
Maximum distance of signal reception	30m
Connection type	Common anode
Wall bracket	No

Temperatures and operating conditions

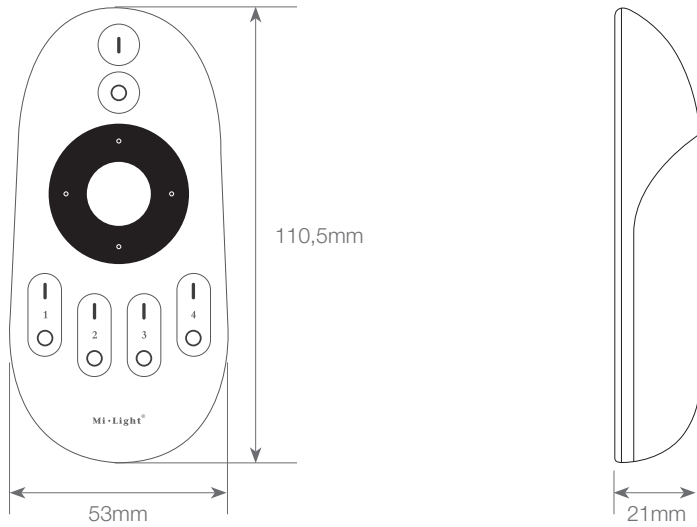
Working temperature	-10°C / 40°C
---------------------	--------------



Attention

1. When using the remote, if the indicated lamp is blinking quickly, please change the battery. Please don't use poor quality batteries to avoid the leaking of battery liquid which can damage the remote.
2. This 2.4GHz remote is a precise electronic product; don't use it in humid or dusty areas or in environments with high temperatures or high voltages; Keep indoor and dry and in an environment free of static electricity.
3. Please don't use the remote in areas with metallic or strong electromagnetic waves, or it will negatively affect the controlling distance.
4. In the case of failure, please do not attempt to manipulate the product without the help of a fully-trained technician.

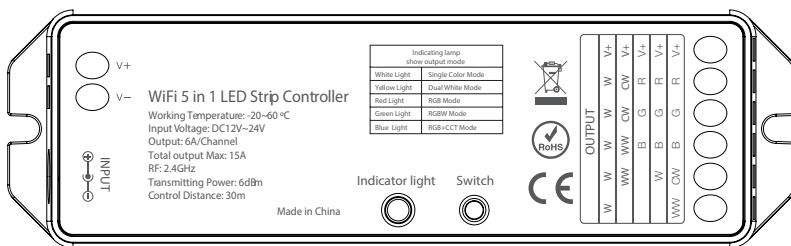
Remote control - 4 zones



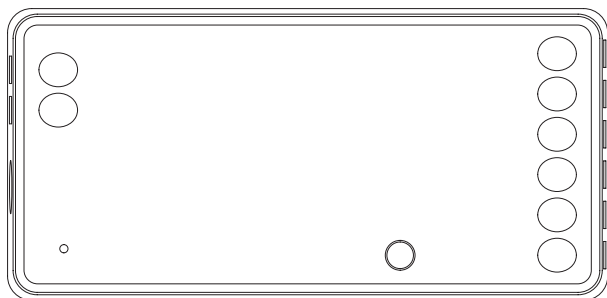
Dimensions and weight

Length	110.5mm	Height	21mm
Width	53mm	Weight	49,9gr


Compatible with receivers:



41.026



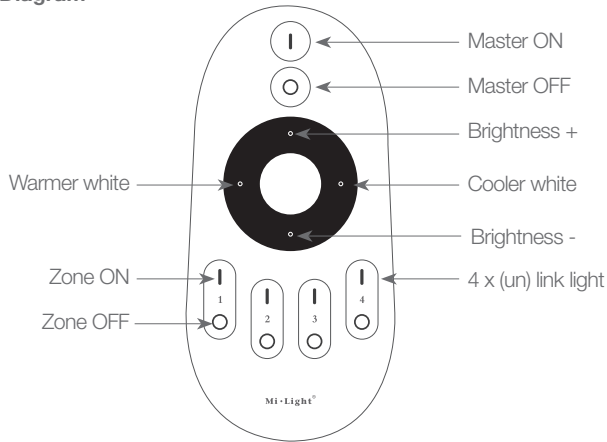
41.130



41.131

Remote control - 4 zones

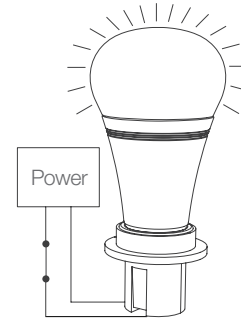
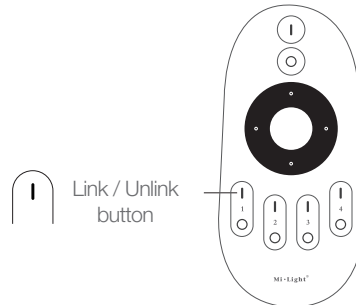
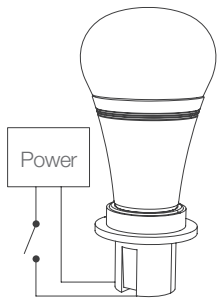
Diagram



- To dim all dual white lights at once or change the colour temperature, first press "Master ON".
- To do this with individual lights, first press "Zone ON". Secondly, set the adjustment for colour temperature or brightness.
- To turn on the night light mode of a single (dual white) light, press and hold the "Zone OFF" from one of the 4 Zones.
- To turn on all the lights in night light mode, press and hold "Master OFF".

Link / Unlink

1. Linking code instructions



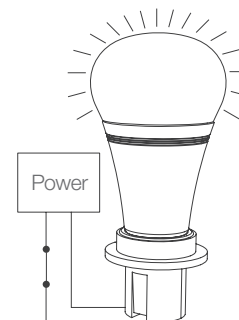
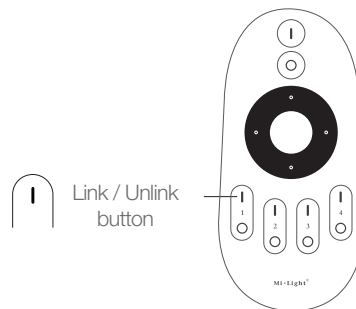
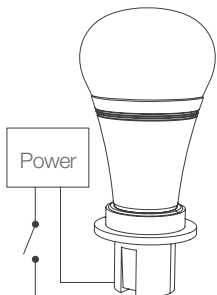
1. Switch off light then switch on again after 10 seconds.

2. Short press "Link / Unlink" button 3 times within 3 seconds when light on.

3. When light blinks slowly 3 times this means linking has been successful.

! If light is not blinking slowly then linking has failed. Please, follow above steps again.
Note: lights that have been linked can't link again.

2. Unlinking code instructions



1. Switch off light then switch on again after 10 seconds.

2. Short press "Link / Unlink" button 5 times within 3 seconds when light on.
Unlinking must be the same as the linking zone.

3. When light blinks quickly 10 times this means unlinking has been successful.

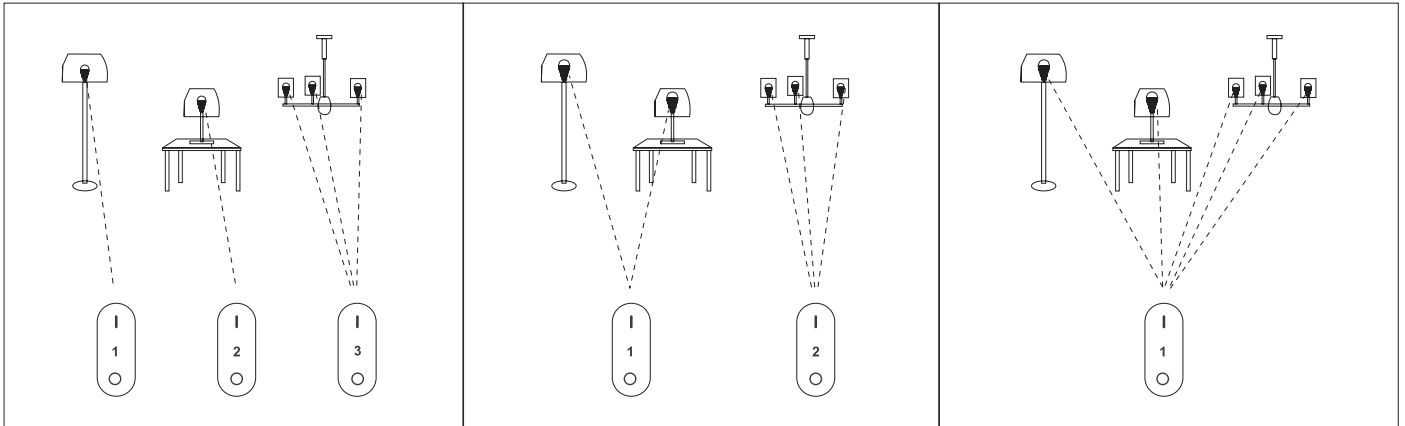
! Unlinking failed if light is not blinking quickly, Please follow above steps again.
Note: Light haven't linked that don't need to unlink.

Remote control - 4 zones

Grouping of several lights

You can add an endless number of lights to a zone on the 4-channel remote by linking the lights to different zones. This way you can be completely flexible in creating different group combinations.

Below you can see some grouping examples.



Please note::

1. The user can re-program freely as needed. One remote can control countless lamps or controllers, but one lamp or controller can only be controlled by four remotes (max).
2. Please check the battery installation and controller (totally discharge the power), when you programme after switching off and switching on.